

POWER BRIDGE CHASSIS™

BUILT TO STAND THE TEST OF TIME.

SUPERIOR:

RIDE

STORAGE

FUNCTIONALITY



 **FLEETWOOD.**

PART HERCULES. PART EINSTEIN. ALL YOURS.

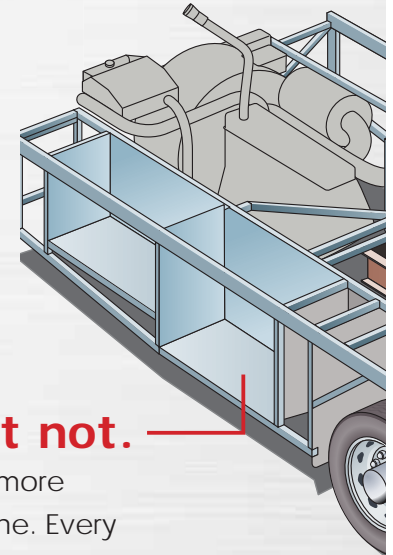
It's strong. It's smart. And it's here to change the way you travel. Created with your every need in mind, the all-new Power Bridge Chassis™ brings you sleek engineering, a smooth ride and convenience like you've never imagined. Feast your eyes on storage compartments so big, you'll never have to unpack. Experience balance and handling so incredible, you'll never want the trip to end. With so many surprises built-in to every nook and cranny, it's the soul of the ultimate RV.

Harness the power.

RIDE

SMOOTH AS SILK.

The Power Bridge Chassis brings new meaning to the term smooth sailing. With a suspension that helps absorb the irregularities of the road, every journey is a comfortable one. And because the Bridge's design is calibrated for less vibration, you'll experience less noise. Ready to ride yet?



Waste not, want not.

The Power Bridge Chassis is more than just a well-oiled machine. Every available inch is configured to maximize your storage capacity – so you'll never want for extra space.

Open as the road.

Huge and versatile, pass through storage compartments let you pack items side to side, back to front, and even diagonally.

Turn on the waterworks.

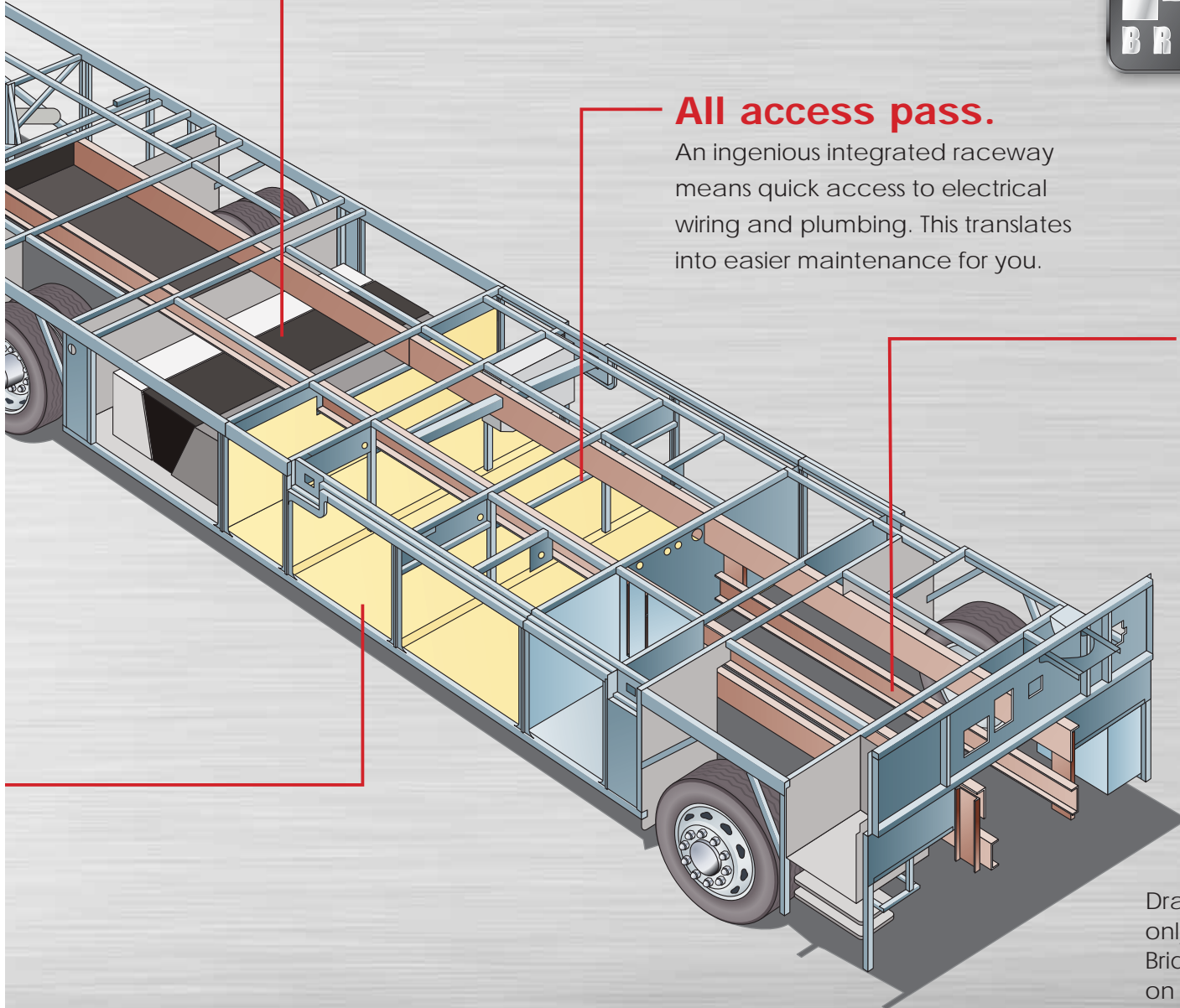

With a super-sized fresh water tank, long showers are never in short supply.

All access pass.

An ingenious integrated raceway means quick access to electrical wiring and plumbing. This translates into easier maintenance for you.

Easy rider.

Offering unparalleled strength, the Power Bridge Chassis has been engineered for an improved ride and handling.



Drawing is for illustrative purposes only to highlight aspects of the Power Bridge Chassis. Actual design depends on model and is subject to change.

STORAGE

SOMETIMES, BIGGER IS BETTER.

Abracadabra. The Power Bridge chassis makes storage solutions easier than waving a magic wand. Say goodbye to the days of pushing, shoving and planning to make everything fit. A wide-open compartment gives you plenty of free space for items big and small.



PASS THROUGH STORAGE.

Thoughtfully designed to make the most out of every inch of space, pass through storage compartments hold everything you could possibly need – for the long haul. Plus, side swinging luggage doors make it easy to grab what you need and go.



HUGE POSSIBILITIES.

Stop worrying about where to stash your ocean kayaks or 6' ladder. This versatile compartment lets you store even large, bulky items with total ease.

242 CU. FT.*

See that enormous number? That's the actual amount of total storage that the Power Bridge Chassis™ provides. More than any other conventional motor coach, in fact. Use it to store your collection of ten gallon hats, provisions for weeks at the beach; whatever your heart desires. Because spacious doesn't begin to cover it.

STORAGE TRAYS.

Offers a great option for improved organization and easier access to all your essentials. Just slide them out to load or unload and slide them back in to keep things snug and secure.



TEXAS-SIZED SPACE*.

The pass through compartment is as large as 118" long and 93" wide. It's also 28" high at the opening of the compartment door and 21.5" high from the bottom of the chassis rail to the floor of the storage compartment. Big as the Texas sky.



* Available space offered on 40' floor plans. Storage and loading capacity varies depending on floor plan and options selected.

FUNCTIONALITY

PRACTICAL NEVER LOOKED SO GOOD.

Who says functional has to be boring? The Power Bridge's many exciting utility features make life easier and more enjoyable. It provides a larger fuel and fresh water tank capacity for fewer fill ups. And more efficient placement of holding tanks and improved low point draining means they can be emptied more quickly. Plus, clever storage solutions and a cool outdoor kitchen will make you jump for joy. Have fun out there.



UTILITY CENTER.

Need to dump those holding tanks? This amazing utility compartment features storage for work gloves and other essentials and a built-in paper towel holder. There's even a pull-out sprayer, for cleaning up once you're done.



EXTERIOR KITCHENETTE.

Whether you're tailgating before the big game or making camping gourmet, this instant outdoor kitchen (optional) has what you need. Everything from a refrigerator to a not-so-mini grill is cleverly concealed inside the chassis. And it all retracts easily and smoothly once the party's over. Delicious.



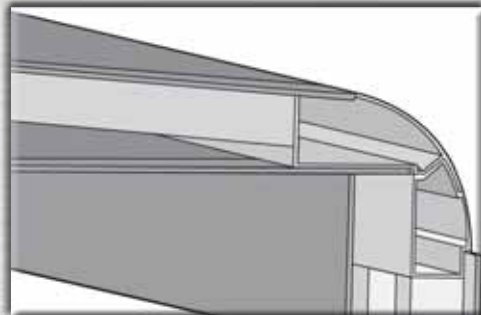
PATIO STORAGE CENTER.

It's the perfect solution to keep you prepared. A convenient peg board lets you organize your barbecue utensils (or even essential tools) for easy access. Swing out doors put everything at your fingertips.


CONSTRUCTION

THE TRUE MEANING OF INTEGRITY.

The engineers at Fleetwood live by one motto: never settle for good enough. That's why the construction of the Power Bridge Chassis is the most thoughtful in the industry. Connected by our brand-new Power Bridge Platform, front and rear clips create unparalleled stiffness and strength. Tightly sealed, Vacu-Bond construction provides tough resistance against the worst weather conditions. It all adds up to the most incredible chassis on the open road. But don't take our word for it. Climb in, and feel the difference.

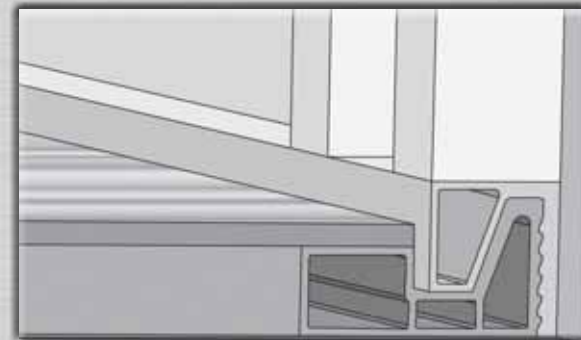


INTERLOCKING CEILING-TO-SIDEWALL CONSTRUCTION helps keep the box square. This assures a proper cabinet fit.



VACU-BOND® SIDEWALL CONSTRUCTION

creates a strong, weather-resistant structure. All sidewalls, floors and ceilings are Vacu-bonded to a durable metal frame, far superior to the pinch roll method our competitors often use.



INTERLOCKING FLOOR-TO-SIDEWALL CONSTRUCTION locks tightly to keep out water, dust and noise. This construction also helps eliminate squeaks and rattles.



For complete info see your Fleetwood dealer or visit www.fleetwoodrv.com

©2008, Fleetwood Enterprises, Inc. Printed in the U.S.A.
1st Edition PBC09B1, 7/08.

Product information, photography and illustrations included in this publication were as accurate as possible at the time of printing. For further product information and changes, please visit our website at www.fleetwoodrv.com or contact your local Fleetwood dealer. Prices, materials, design and specifications are subject to change without notice. All weights, fuel, liquid capacities and dimensions are approximate. Fleetwood has designed its recreational vehicles to provide a variety of uses for customers. Each vehicle features optimal seating, sleeping, storage and fluid capacities. The user is responsible for selecting the proper combination of loads (i.e. occupants, equipment, fluids, cargo, etc.) to ensure that the vehicle's capacities are not exceeded.